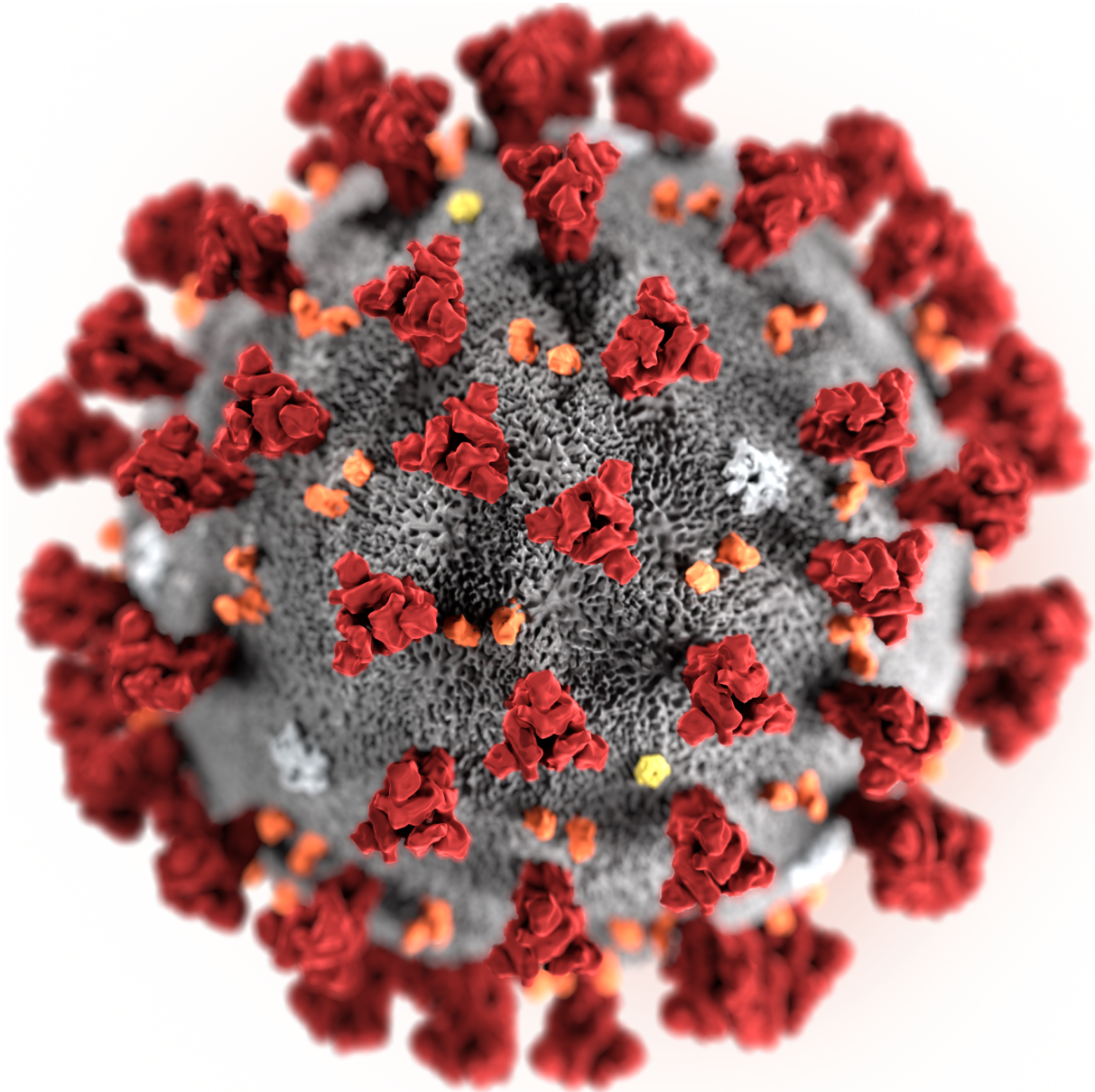


# The Corona Virus

explained for primary school kids

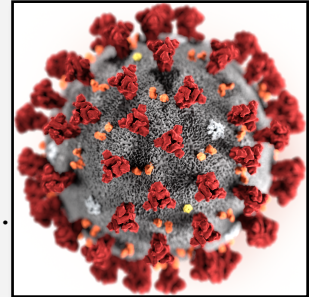


Courtesy of Martina Knipp, PERSEN Verlag  
translated by Suni e.V.

# What is the Corona-Virus?

1. Read the text. Underline important contents.

The Corona-Virus is a new disease. First, people contracted the Corona virus in Wuhan. This is a city in China. It is yet unknown how the Corona virus was created and how the first patient got sick. Because people meet everywhere the first patient could spread the virus amongst other people. The Corona virus can be very dangerous, especially for people who already have other diseases or for elderly people. For children and younger, healthy adults the Corona virus is not very dangerous. But: if a child has Corona and visits its grandparents, for example, it can infect Grandma and Grandpa. And for them the virus is much more dangerous than for children. In Germany and Namibia all schools have been closed due to the corona virus. But why? In schools many children and teachers come together who could infect each other. And the children and teachers could then infect other people, for example friends and family. In order to avoid this, the schools were closed. This is how the government wants to prevent that many people get sick at the same time. Only this way all patients can be treated by the doctors. You are also not allowed to go to your sports club, because it is also closed. The best you can do is stay at home and don't do any outings to protect yourself and other persons.



This is what the Corona Virus looks like under a microscope. It is so small that we cannot see it with our own eyes.

2. Write down: why are the schools closed? Why should you stay at home?

---

---

---

3. Write down: What can you do at home while the schools are closed?

---

---

---

# How to get infected with a virus

## 1. Read the text. Underline important contents.

Viruses like the Corona virus are transmitted via droplets.

But where do these droplets come from?

When someone has a virus, he or she is most likely to develop a cough and a cold. And if one coughs or sneezes, the viruses fly out of the nose or the mouth with the breath. In the breath are many little droplets which you can't see. But they are there every time! The droplets can fly up to 2 meters. And they fall down on everything that comes their way.

So, if a sick person coughs or sneezes at a healthy person, the healthy person can get infected. Moreover, many sick people have the viruses on their hands. This is how the virus gets spread on tables or doorknobs for example.

And this is why you can get infected by touching doorknobs or other things.



If you have the Corona virus, you have a cough but not always a cold!

# What to do when you have to sneeze or cough

## 1. Read the text.

If you have to sneeze or cough you always have to be careful not to spread the viruses – also when you don't have the Corona virus!

**Always** sneeze or cough into your arm bend!

If you have a paper tissue you can sneeze or cough into the tissue!

It is best to turn away from other persons if you have to sneeze or cough!

## 2. Write down: What do you have to do, when you have to sneeze or cough?

---

---

---

---

---

---

---

---

---



# How to blow your nose properly

## 1. Read the text.

If you have to blow your nose, it is best to use a paper tissue. A new tissue for every time! Turn away from other persons!

Throw the tissue in the bin after blowing your nose!

Wash your hands immediately!

## 2. Write down: How do you blow your nose properly?

First...

---

---

---

---

---

---

---

---

---

---


# How to protect yourself and others from an infection?

To avoid an infection with the Corona virus you should wash your hands as often as possible.

## 1. Connect the pictures with the right phrases.

Wash your hands if...

... you want to eat something.
... you come back from the toilet.
... you get home after you're out and about.
... when you help cooking or peeling fruit



## 2. To avoid an infection you currently shouldn't greet other people with a handshake or a hug.

Write down: How can you greet friends and family without a handshake or a hug?

---


---

## Information sheet:

# How to protect myself and others from Corona virus

1. Read and draw what you have to do.


I wash my hands often and thoroughly.  
For at least 20 seconds!




I don't touch my face unless I have to blow my nose.




I always wash my hands after blowing my nose.




I sneeze and cough into my arm bend.



I greet other people without a handshake, hug or a kiss.



I stay at home as much as possible.



<p><b>BILDQUELLEN</b></p> <p>Apfel: Bild von Isa KARAKUS auf Pixabay</p> <p>Brot: Bild von JJuni auf Pixabay</p> <p>Bus: Bild von Clker-Free-Vector-Images auf Pixabay</p> <p>Corona-Virus: CDC/ Alissa Eckert, MS; Dan Higgins, MAMS - This image is a work of the Centers for Disease Control and Prevention, part of the United States Department of Health and Human Services, taken or made as part of an employee's official duties. As a work of the U.S. federal government, the image is in the public domain.  <a href="https://commons.wikimedia.org/wiki/File:SARS-CoV-2-CDC-23312.png">https://commons.wikimedia.org/wiki/File:SARS-CoV-2-CDC-23312.png</a></p> <p>Husten: Bild von Hatice Erol auf Pixabay</p> <p>Toilette: Bild von Annalise Batista auf Pixabay</p> <p><b>TEXTQUELLE</b></p> <p>Alle Arbeitsblätter wurden mit freundlicher Genehmigung von PERSEN VERLAG von SUNI e.V. ins Englische übersetzt um sie den Namibischen Partnerinstitutionen des Vereins unentgeltlich zur Verfügung zu stellen.</p> <p>Die deutsche Originalversion: Knipp, Martina: Der Corona-Virus – für Grundschüler erklärt  <a href="https://www.persen.de/300473-der-corona-virus-fuer-grundschueler-erklaert.html">https://www.persen.de/300473-der-corona-virus-fuer-grundschueler-erklaert.html</a></p>	<p><b>PICTURE SOURCES</b></p> <p>Apple: Picture of Isa KARAKUS on Pixabay</p> <p>Bread: Picture of JJuni on Pixabay</p> <p>Bus: Image from Clker Free Vector Images on Pixabay</p> <p>Corona virus: CDC/ Alissa Eckert, MS; Dan Higgins, MAMS - This image is a work of the Centers for Disease Control and Prevention, part of the United States Department of Health and Human Services, taken or made as part of an employee's official duties. As a work of the U.S. federal government, the image is in the public domain.  <a href="https://commons.wikimedia.org/wiki/File:SARS-CoV-2-CDC-23312.png">https://commons.wikimedia.org/wiki/File:SARS-CoV-2-CDC-23312.png</a></p> <p>Cough: Picture of Hatice Erol on Pixabay</p> <p>Toilet: Picture of Annalise Batista on Pixabay</p> <p><b>TEXT SOURCE</b></p> <p>All worksheets have been translated into English with the kind permission of PERSEN VERLAG von SUNI e.V. in order to make them available to the Namibian partner institutions of the association free of charge.</p> <p>The original German version: Knipp, Martina: The Corona Virus - explained for primary school children  <a href="https://www.persen.de/300473-der-corona-virus-fuer-grundschueler-erklaert.html">https://www.persen.de/300473-der-corona-virus-fuer-grundschueler-erklaert.html</a></p>
---	--